



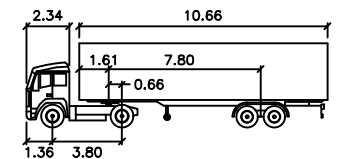


Key

-  Wheel Swept Path
-  Vehicle Overhang Swept Path
-  Vehicle Centre Line
-  Vehicle

- Notes:**
- Simulated Speed - 8kph
 - Actual vehicle dimensions may vary. Route should be assessed by haulier with regard to the vehicle combinations prior to transport.
 - No allowances made for rear steering.
 - Does not show load.

- Disclaimer:**
- This drawing is copyright and must not be copied in part or in whole unless agreed in writing by Neo Environmental Ltd.
 - All dimensions are to be checked by the contractor prior to the commencement of work. Any discrepancy should be reported immediately to Neo Environmental Ltd.
 - All work to be carried out in accordance with local authority, statutory authority and health & safety requirements.



13m Length Vehicle

	Tractor	Trailer	
Tractor Width	2.34		meters
Trailer Width		1.61	
Tractor Track	1.36		
Trailer Track		3.80	
Tractor Overhang	0.66		
Trailer Overhang		7.80	
Total Length	10.66		
Lock to Lock Time			: 6.0
Steering Angle			: 50.0
Articulating Angle			: 70.0

Ver.	Date	Comments
A	14/02/2025	



Naas Office: T:00353 (0)45 844250 E: info@neo-environmental.ie
 Glasgow Office: T: 0141 773 6262 E: info@neo-environmental.co.uk
 Warrington Office: T:01925 661716 E: info@neo-environmental.co.uk
 Ballymena Office: T:0282 565 0413 E: info@neo-environmental.co.uk

Project:	Glyntaff Solar Farm
Client:	Renantis
Drawing:	Swept Path Analysis 3
Project No.:	NEO01437
Drawing No.:	NEO01437_029I_A Figure 3.4
Drawn:	TS
Checked:	MM
Approved:	PN
Scale:	1:375 @ A3
Date:	14 February 2025
Revision:	A

© Neo Environmental Limited unless otherwise stated.
 (Finance Survey Ireland Licence number CYAL5512951)
 Do not scale from drawing. Use dimensions if necessary.